

LOT COVERAGE CALCULATIONS

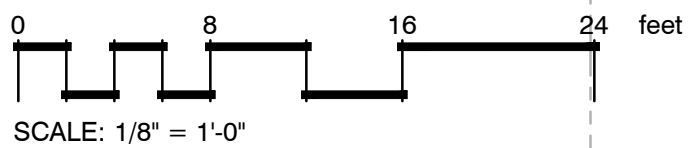
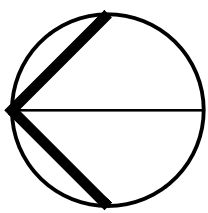
Roof area Exist
 Residence 1197 SF
 Garage 271 SF

Total Existing 1468 SF

Proposed structure (foot print) 186 SF


Total new lot coverage 1654 SF

Allowable coverage 1660 SF



SITE PLAN & LOT COVERAGE

Joanna D'Aero RIA	Sheet
Date 9.25.15	
Scale	



Greener Living Solutions
 design • construction

Seattle, WA 98103
 206-660-0572
 joannad@greenerlivingsolutions.com

No.	Revision/Issue	Date

This landscape plan is diagrammatic. All dimensions are approximate and field verified. All plant material is subject to change due to availability, size, or other factors. This drawing and/or construction document is the exclusive property of Greener Living Solutions, Inc. Any reproduction of this document without written permission by Greener Living Solutions, Inc. is prohibited.